

# BUDGET IN BRIEF

## 2025-2026



**CLEARWATER**  
BRIGHT AND BEAUTIFUL · BAY TO BEACH

MAYOR  
Bruce Rector

CITY MANAGER  
Jennifer Poirrier

CITY COUNCIL  
David Allbritton  
Ryan Cotton  
Mike Mannino  
Lina Teixeira

## A NOTE FROM THE CITY MANAGER

Greetings,

Welcome to our Citizen's Budget Guide for Fiscal Year 2025/2026. This guide is prepared by the Office of Management and Budget to serve as an engagement tool and to build a solid foundation of knowledge about the city of Clearwater's budgetary process.

Earlier this year, the City Council provided important policy guidance that shapes the city's upcoming fiscal year priorities, including key operating initiatives, capital projects, and future financial planning in alignment with our strategic plan and shared citywide vision.

In furthering the City Council's strategic objective of enhancing community education and building public trust, this information serves an integral role in outlining how the city best allocates its resources. Our goal is to ensure that the public remains informed as the City Council and Staff administer the Annual Budget and make decisions to produce the greatest benefit for the citizens of Clearwater.

Sincerely,

**Jennifer Poirrier**  
City Manager

## IMPORTANT BUDGET DATES

Unless otherwise noted, meetings are open to the public and are held in Council Chambers at the Clearwater Main Library's first floor, 100 N. Osceola Ave.

- **Jan. 30 & Feb. 25, 2025, at 9 a.m.**  
Strategic Budget Planning Session
- **July 10, 2025, at 6 p.m.**  
Preliminary Budget Presentation,  
Preliminary Millage Rate Set
- **Aug. 6, 2025, at 10 a.m.**  
Special Budget Work Session
- **Sept. 3, 2025, at 6 p.m.**  
First Public Hearing on FY25-26  
Annual Operating and Capital Budget,  
Penny for Pinellas Projects
- **Sept. 17, 2025, at 6 p.m.**  
Second Public Hearing on FY25-26  
Annual Operating and Capital Budget

FOR MORE INFORMATION:

<https://myclearwater.com/budget>

## WHAT IS A MUNICIPAL BUDGET?


Each year, the city must forecast the expenditures and revenues it will incur in the upcoming fiscal year (defined as the period from Oct. 1 to Sept. 30). The resulting formalized document is known as the annual operating and capital budget. Every municipality in the State of Florida is required by law to produce a balanced budget each year. Clearwater's budget is monitored throughout the fiscal year and is amended quarterly as needed.

## HOW ARE MY PROPERTY TAXES DETERMINED?

The city of Clearwater is one of several taxing authorities that may tax citizens for the services it provides. The city is responsible for only a portion (less than one-third) of the overall taxes that residents pay.

Millage is how taxing authorities calculate your property tax; it represents the established rate imposed by a taxing jurisdiction. One mill is equal to \$1 for every \$1,000 of taxable property value. The city of Clearwater anticipates no change to the millage rate of 5.8850 mills for Fiscal Year 2025/2026.

## HOW YOUR PROPERTY TAXES FUND CITY SERVICES



## HOW ARE THE CITY'S GENERAL GOVERNMENT ACTIVITIES FUNDED?

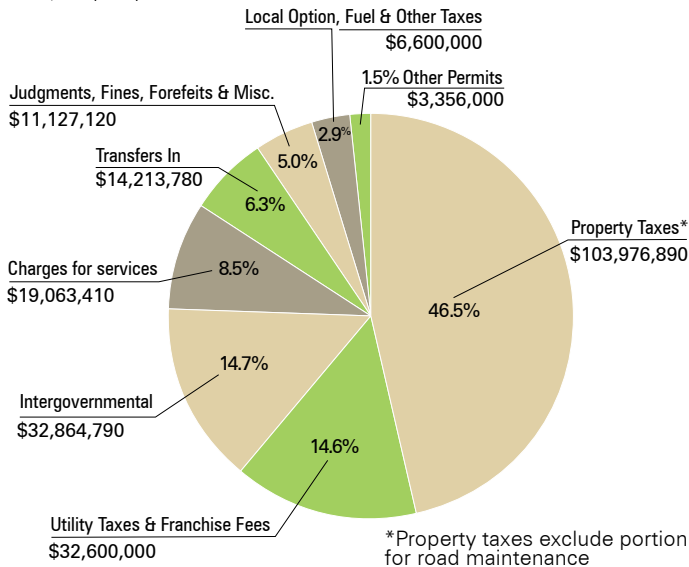
The city's General Fund receives revenues from numerous sources, including property (Ad Valorem) taxes, utility taxes and franchise fees, service fees and user charges, and intergovernmental and grant revenues. The largest source of revenue, Ad Valorem taxes, comes from all property owners in Clearwater city limits, excluding those receiving statutorily authorized exemptions.

## TRUTH IN MILLAGE

Learn more about your Truth in Millage statement, which is mailed annually during the month of August, or by visiting [PCPAO.gov](http://PCPAO.gov) for more information.

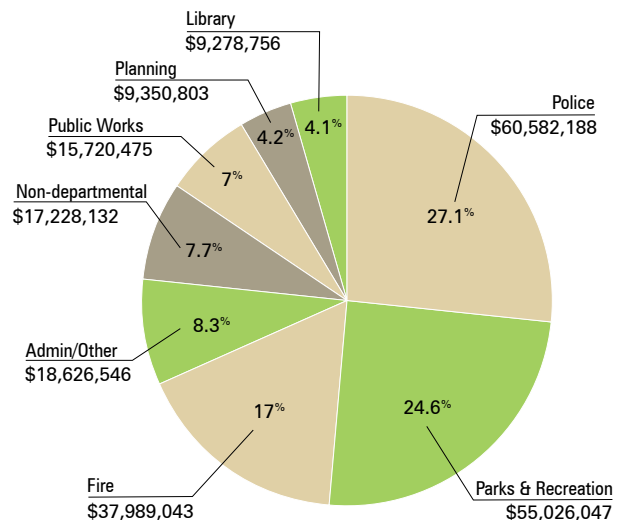
### GENERAL FUND REVENUES BY TYPE

Total: \$223,801,990



### GENERAL FUND EXPENDITURES BY DEPARTMENT

Total: \$223,801,990



## CITYWIDE EXPENDITURES BY CATEGORY

The city categorizes the money it spends via these funds:

- 1 General Fund, or monies that support general government activities.
- 2 Utility Funds, including Water & Sewer, Gas, Solid Waste & Recycling, and Stormwater.
- 3 Enterprise Funds, including the Marine Fund, Aviation Fund, Harbor Marina Fund, and Parking Fund.
- 4 Internal Service Funds, that support the city's operating departments.
- 5 Special Revenue Funds, which account for specific restricted governmental activities.
- 6 Capital Funds, which pay for long-term or recurring project or equipment needs.

All Funds Cost of Services Summary		Total: \$710,298,440
31.5%	General Fund	\$223,801,990
31.9%	Utility Funds	\$226,659,440
2.3%	Other Enterprise Funds	\$16,448,150
12.6%	Internal Service Funds	\$89,063,690
2.7%	Special Revenue Funds	\$19,122,230
19%	Capital Funds	\$135,202,940

Capital Improvement Spending by Fund Type		Total: \$135,202,940
51.6%	Utility Funds	\$69,781,320
29.1%	General Government	\$39,413,060
13.6%	Internal Service Operations	\$18,362,060
5.7%	Other Enterprise Funds	\$7,646,500

## OUR WORKFORCE

The city manager is recommending a total staffing level of approximately 1,891.6 full-time equivalent positions (FTEs) for Fiscal Year 2025/2026. An FTE is defined as a workload of approximately 2,080 hours per position annually, and it may be allocated to full-time, part-time, or temporary positions.

FUND TYPE	FTE TOTAL
General Fund	1161.4
Utility Funds	476.8
Enterprise Funds	75.1
Internal Service Funds	162.3
Special Program Fund	16
<b>TOTAL</b>	<b>1,891.60</b>